



**erin  
woods**  
COMMUNITY ASSOCIATION  
83 ERIN PARK DRIVE S.E.  
CALGARY, ALBERTA T2B 3A2

## **Erin Woods Community Association Meeting Minutes– Monday, June 11<sup>th</sup>, 2018**

Attendees: Greg Y ( Candyman), Ali M, Anne M, Angie W, Lori L, John F, Carolyn T.

Regrets: Rob D, Blair H, Denise B

Call Meeting to Order: 7:06

Adoption & Signing of April 9<sup>th</sup>, 2018 general meeting Minutes – done @ AGM last month

Announcements: Welcome to the New Board! Looking forward to a productive year ahead! We have 2 new members and 3 returning.

Reports to Board and related business:

1. *CPS Community Resource Officer* – Constable Cindy Robinson: Crime stats - Absent and no report sent. Greg has said there is a scam going around with Just Energy about water quality.
2. *NRC* – Rob Dickinson: Report from City of Calgary – Absent, but sent report. Rob is also meeting with Anne on June 12<sup>th</sup> for a Succession meeting as to what options the community center has for future direction. Arrange a Board Orientation workshop to talk about responsibilities within the Licence of occupation, general board obligations and much more.
3. *Ward 9 Constituency Assistant* – Blair Hone: Absent but sent a report.
4. *Hall Manager* – Carolyn Teske: Hall report proposed change to Hall Rental rates and bar prices.

Current and Proposed change

Damage deposit- \$250 to **remain the same**

Bartender Rate/night- \$50 + gst **change to \$75 + gst**

Day Rental (Sat & Sun)- \$250 + gst **change to Sat \$275 + gst and Sun \$250 + gst**

Hourly rental (4 hours or less) - \$25/hour **change to Sat \$40/hour and Sun \$35/hour**

For membership holders 2 rental maximum per calendar year at discounted rate.

Bar Prices and proposed change

Beer \$4.25 **change to \$4.75**

Coronas \$4.75 **change to \$5.25**

High balls \$4.25 **change to \$4.75**

Coolers \$4.75 **change to \$5.00**

Shooters \$4.25 **change to \$5.00**

Specialty \$4.75 **change to \$5.25**

Motion was made by Greg to approve the proposed price changes.

Ali 2<sup>nd</sup>

Passed

Final Life cycle report is done for the next 5 years. Report is available for viewing at the community center.

Draft of financials completed Jan 31, 2018. They are available for viewing at the community centre.

5. *President's report* – Lori:
  - The board has said yes to have an orientation workshop with Rob D. on bylaws, directors' liability, expectations, succession planning, etc.
  - EWCA's fiscal future- need to get the basement rented out as soon as possible. Denise is working on so advertising; cost is \$860 + gst.
  - EWCA Casino next weekend - June 16<sup>th</sup> & 17<sup>th</sup> - we have the Casino completely booked only a few people backed out last minute but spots were able to be filled quickly.
6. *Events* – Amtul: Stampede Stomp planning for July 7 – Absent, update expected
7. *Special Events* – Ali: Thanks to Greg for helping with shopping a few more things needing to buy more hot dogs, buns, condiments, chalk, skipping ropes, water, pop and juice boxes. Ali has 10 volunteers coming from Foresters to help her out. The bouncy house has been ordered, Shannon is coming to do glitter tattoos for the kids. Let's hope for no rain.
8. *1<sup>st</sup> VP (Hall / Facilities)* – Lucky: Absent no report- Carolyn has said the shed is almost done just needs one more coat of mud and sanding then paint. Some questions that were brought up?? Do we need the corral? Do we need the outdoor rink? Do we need the stage?
9. *Treasurer* – Denise: Absent but report sent, need to rent basement ASAP
10. *Communications* – Denise: [www.ewcacalgary.ca](http://www.ewcacalgary.ca) website; 12CSI newsletter email went out with a link to the website if looks awesome lots of information to look through. It should be going live this week June 11 to 15, waiting for updates.
11. *ECTAS & 2<sup>nd</sup> VP (Sports, etc)* – Anne: work with Carolyn on reviewing soccer program  
Anne - ECTAS report meeting June 5, 2018.
  1. Grant applications are in for a new ice re-surfacer
  2. Set ice rates at non prime 0% to try and attract more non primetime ice rentals. Increased the primetime rates by 3% to \$215 for youth and \$256 for adults.
  3. The 2018-19 budget is done
  4. Casino is Nov 21-22 Weds& Thus at Cash Casino Edith Retired
  5. Tamara will no longer run the lounge they are looking for a new manager.
  6. Next meeting Sept. 4, 2018
12. *Clean-Up Day* – Patrick: Absent - Starting to plan, date is set for September 22<sup>nd</sup>.
13. *Bingo* - Shannon C: Absent, no report

14. Greg next meeting June 25 about bus route changes construction for BRT routes should be completed by Sept. and end of Oct. for change implementation.

**Adjournment 9:02**

**Next Meeting is: Monday, July 9<sup>th</sup>, 2018 @ 7:00 pm – see you then!**

# Please Sign In



DATE: June 11, 2018 – GENERAL MEETING  
ERIN WOODS COMMUNITY ASSOCIATION

NAME	MEMBER
Candyman Greg Y	Yes
Ali Myshraall	Yes
Anne Miller	YES
Angie Watney	Yes
Lori Losoway	yes
John Franks	
Carolyn Teske	



erin  
woods  
COMMUNITY ASSOCIATION  
83 ERIN PARK DRIVE S.E.  
CALGARY, ALBERTA T2B 3A2

## Erin Woods Community Association Board Meeting Agenda – Monday, June 11<sup>th</sup>, 2018 @ 7:00 pm

Call Meeting to Order

Adoption & Signing of April 9<sup>th</sup>, 2018 general meeting Minutes – done @ AGM last month

Announcements: Welcome to the New Board! Looking forward to a productive year ahead!

Reports to Board and related business:

1. CPS Community Resource Officer – Constable Cindy Robinson: Crime stats
2. NRC – Rob Dickinson: Report from City of Calgary – Absent, but sent report
3. Ward 9 Constituency Assistant – Blair Hone: Report from Councillor Carra's office – Absent-Sent report
4. Hall Manager – Carolyn Teske: Hall report; suggested increases to rental rates and bar prices, to be voted on
5. President's report – Lori:
  - Does the Board wish to have an orientation workshop with Rob D. on bylaws, directors' liability, expectations, succession planning, etc?
  - EWCA's fiscal future
  - EWCA Casino next weekend - June 16<sup>th</sup> & 17<sup>th</sup>
6. Events – Amtul: Stampede Stomp planning for July 7 – Absent, update expected –
7. – Special Events – Ali: Update on Neighbour Day on June 16<sup>th</sup> =
8. 1<sup>st</sup> VP (Hall / Facilities) – Lucky:
9. Treasurer – Denise: Monthly financial update; need to rent basement ASAP – Absent
10. Communications – Denise: [www.ewcacalgary.ca](http://www.ewcacalgary.ca) website; 12CSI newsletter – Absent
11. ECTAS & 2<sup>nd</sup> VP (Sports, etc) – Anne: work with Carolyn on reviewing soccer program
12. Clean-Up Day – Patrick: Starting to plan for our September 22<sup>nd</sup> event absent
13. Bingo - Shannon C: no report.

Adjournment

" Advertise for Breakfast "

Next Meeting is: Monday, July 9<sup>th</sup>, 2018 @ 7:00 pm – see you then!



erin  
woods  
COMMUNITY ASSOCIATION  
83 ERIN PARK DRIVE S.E.  
CALGARY, ALBERTA T2B 3A2

Erin Woods Community Association  
Annual General Meeting  
May 14 2018 @ 7:00 PM

Call Meeting to Order – Meeting was called to order at 7:02 pm.

Approval of Agenda - Denise B. motioned to accept the agenda; Amtul K. seconded: accepted

Approval of April 9, 2018 meeting Minutes – Lisa R. motioned to accept the April 9, 2018 minutes;  
Denise B. seconded: accepted

Approval of May 8, 2017 AGM Minutes - Greg Y. motioned to accept the May 8, 2017 AGM minutes;  
Lisa R. seconded: accepted

Introduction of the Board to the Membership

Affirmation of the work of the Board May 2017 - April 2018 - Denise B. motioned to affirm the work of  
the Board from May 2017 to April 2018; Greg Y. seconded: passed

**Non-Board Reports:**

*CRO-Constable Cindy Robinson (absent):* - Erin Woods stats for April 2018 - Theft of Vehicles: 7 (3  
running with keys inside, 1 with key inside console); Theft from Vehicles: 5 (3 thefts of licence plates, 2  
vehicles were prowled as they were unlocked); Home Break and Enter: 0

*Councillor Carra's office – Blair Hone:* - Ward 9 report - Absent

*NRC- Rob Dickinson:* – City of Calgary information for the Community - Absent

*Erin Woodian — Angie Watney:* - Call out for members to help make a Community Garden a reality

- As per the City regulations; 10 volunteers are needed for lead positions before the community garden can move forward. Angie W. will be soliciting people for these positions.

**Note:** The Board email-voted on May 6<sup>th</sup> to spend \$575 per quarter to be included in the new 12CSI quarterly newsletter. EWCA will have boilerplate information included and an additional full page on which to inform Erin Woods and surrounding communities about our happenings, issues, and events.

- Dave H. presented the concept of the 12 CSI newsletter; it will be sent out every quarter.

*President's Address —Lori:* - review of the accomplishments of the current Board in the past year

**Appoint Auditor:**

**Motion needed to: "Move that the Erin Woods Community Association appoint an auditor engaged through the Federation of Calgary Communities for the fiscal year ending January 31, 2019."**

Lisa R. moved that the Erin Woods Community Association appoint an auditor engaged through the Federation of Calgary Communities for the fiscal year ending January 31, 2019; Denise B. seconded: passed.

**Elections – Carolyn: - Chief Electoral Officer**

***(Please join us afterwards for refreshments and pizza! The Pizza has been generously donated by Jannat @ Pop' N Pizza ☺)***

***Executive***

President – 2-year term — Lori Losowy was acclaimed  
Secretary – 2-year term — Angie Watney was voted in  
2<sup>nd</sup> Vice-President – 2-year term — Anne Miller was voted in

***Directors***

Children's and Seniors' Events Director — Amtul Khan was acclaimed  
Community and Special Events Director — Ali Myshrall was voted in  
Communications Director — Denise Buteau was acclaimed  
Safety and Bylaw Director — Lori Losowy was acclaimed  
Planning and Development Director — Lori Losowy was acclaimed  
Bingo Director — Shannon Coleman was acclaimed  
Casino Director — Angie Watney was voted in  
ECTAS Director — Anne Miller was acclaimed

***Co-ordinators***

Darts Co-ordinator — Jarrid Mussel was voted in  
Soccer Co-ordinator — vacant  
Membership Co-ordinator — vacant  
Grant and Funding Application Writer — Greg Yakimishyn was acclaimed  
Path Co-ordinator — Anne Miller was acclaimed  
3-Way Sign Co-ordinator — Mark Petersen was acclaimed  
Slo-Pitch Co-ordinator — Jackie F & Lawrence C. were voted in  
Clean Up Day Co-ordinator — Patrick Arbuthnott was voted in  
Stampede Breakfast Co-ordinator — Amtul Khan was acclaimed

This ends the elections

Welcome to the new Board

**Business –**


The Neighbour Day will be held on June 16 from 11:00 am. – 2:00 pm. There will be a bouncy house and children activities planned. Ali M. will be making up volunteer goodie bags.

Patrick A. mentioned to the Board that if residents want the pathways cleared of snow in the winter they are to call 311; and for the connector pathway to Dover, if a resident states it is a pathway to the school this should get it cleared quickly.

Greg Y. presented the new bus route changes.

Motion to adjourn - Meeting was adjourned at 8:21 pm.





## Water use in Parks

2018

When it comes to water use in City park spaces we are doing our part to conserve water by using new irrigation practices and prioritizing where and how much we use water in our park spaces.

### How we prioritize where to use water

Park space water use is prioritized by use of the space – the more people that use a park space and the higher the foot traffic the turf has to endure, the higher it will be on our priority list. Some of the high-priority sites include:

- High-use sports fields with more than 400 booking hours
- Regional parks
- Public washrooms and drinking fountain sites
- Newly planted trees
- Community gardens
- New community park spaces
- Heavily used local parks

### How we conserve water

To help us reduce our water consumption, we use an irrigation system that uses data from weather stations across the city to determine how much water is needed in different areas. If there is more rain in one area, they'll get less irrigation and vice versa, which allows us to use only what we need for healthy turf.

We also focus our irrigation on high-use areas as outlined above, we continually investigate more efficient irrigation equipment, and we let grass grow a little longer to provide shade for the roots and to retain more moisture.

### Grass

During a dry, hot summer grass may look brown and brittle. While the grass we can see looks brittle, the root system is simply dormant and remains healthy as it waits for moisture to return.

### Trees

The City has a watering schedule for newly planted trees to make sure our assets are grown to an age where they can handle hot dry conditions. Trees less than a year old will be watered weekly, from one to two years old will be watered every two weeks, two to three years old monthly, and three to five years old twice a year.

### Enhanced Maintenance

Calgary Parks offers an enhanced maintenance program (that may include watering). Citizens can call 311 for additional information.

### How can you help conserve water?

Even in hot dry conditions like we've seen this summer, a healthy lawn only needs to be watered twice a week. Here are some watering tips:

- When watering your lawn, flip over a frisbee and once it is full the lawn has had enough water
- Water in the morning or evening – avoid watering in the heat of the day
- Keep your grass at least two or three inches long so it shades its own roots from the sun, chokes out pesky weeds, and holds moisture better.

To learn more about water conservation please visit [Calgary.ca](http://Calgary.ca) and search for lawn care.

**Erin Woods Community Association  
Neighbourhood Partnership Coordinator Report**

Prepared for June 2018

<b>Contact Information:</b> <b>Robert Dickinson</b> Neighbourhood Partnership Coordinator, Neighbourhood Connections Calgary Neighbourhoods   C 403.801.7864   <b>Robert.Dickinson@calgary.ca</b>	
<b>NPC Requests (ex., Board motions, LOC requirements, etc.)</b>	
<b>June meeting</b>	NPC will be unable to attend the June meeting.
<b>Succession Planning</b>	Initial meeting set with Anne Miller for Tuesday June 12.
<b>Reimbursement</b>	NPC is working to ensure that the CCG approved amount covers the change in costs related to the remediation work in the storage unit.
<b>Board Orientation</b>	I am happy to meet with the new board and do a brief (approximately 30 minute) board orientation and talk about the responsibilities within the License of Occupation, general board obligations and items related to the Societies Act.
<b>Business Plan</b>	Support the board with updating the business plan.
<b>Financial Planning/Budgeting</b>	Support the board with any financial initiatives/planning/budgeting that will help with ongoing financial sustainability.
<b>Mobile Skate Park</b>	NPC will support CA in reviewing alternative sites through the spring and summer.
<b>Additional Programming</b>	NPC has shared that the August 18 <sup>th</sup> date is preferred with the planning team. NPC will follow up to see how the planning is going and ensure that the CA gets some marketing information to share with residents.
<b>NPC Supported Items (ex., Programming, Resources, Best Practices, etc.)</b>	
<b>Lifecycle Report</b>	Final lifecycle documents and USB have been dropped off at the Erin Woods office.
<b>Community Garden</b>	NPC will support efforts to initiate a community garden in Erin Woods.
<b>Attached Items</b>	Circulated by email: <ul style="list-style-type: none"> <li>• NPC board report</li> <li>• Water use in parks backgrounder</li> </ul>
<b><u>Community Representation Framework</u></b>	<p>The Community Representation Framework project team would like to share with you the links to the Phase 1 Engagement reports and remind everyone that the registration for the Phase 2 discussion sessions is now open.</p> <p>We would also like to take this opportunity to thank all those who participated in the Phase 1 survey, the information submitted was very valuable and assisted in developing the content for the upcoming discussion sessions.</p> <p><b><u>Phase 1 of engagement:</u></b></p> <p>If you are interested in reading the What We Heard report summary it can be found in the Engage</p>

portal by using this direct link:

<https://engage.calgary.ca/application/files/8115/2719/0610/WWHSummaryReportCRFPhase1Final.pdf>

For those who would like to review the entire What We Heard Report it can be accessed by using this link:

[www.calgary.ca/engage/Documents/CommunityRepresentationFramework/WWH%20Report-CRF-Phase1-Final.pdf](http://www.calgary.ca/engage/Documents/CommunityRepresentationFramework/WWH%20Report-CRF-Phase1-Final.pdf)

Please note: This information is currently in the process of being uploaded to the Community Representation Framework webpage and will be available shortly.

**Phase 2 of engagement:**

Registration for six facilitated discussions is now open and can be accessed by using these links:

[Tuesday June 5 at 1:30pm](#)

[Wednesday June 6 at 6:30pm](#)

[Saturday June 9 at 10:00am](#)

[Tuesday June 12 at 6:30pm](#)

[Wednesday June 13 at 4:30pm](#)

[Thursday June 14 at 6:30pm](#)

At these sessions participants will explore and work through the different themes gathered from the phase one engagement survey. Please come prepared to collectively work on the trade-off of different ideas, generate ideas, discuss opportunities and problem solve in a collaborative environment. Themes will include inclusion, resources and the district model.

Below is a sample of what questions will be asked during these facilitated sessions:

*In phase one we heard it's important that we don't lose the local context and community voice in planning and development processes. What tradeoffs exist in maintaining community voices while ensuring more voices are part of a conversation?*

We hope you can attend one of the upcoming sessions and continue to provide input into the development of a Community Representation Framework.

We are always open to hearing from those with comments or feedback, please feel free to connect with one of the CRF project team members. Contact information can be found on the Community Representation Framework project webpage.

<http://www.calgary.ca/CSPS/CNS/Pages/Community-Representation-Framework/Community-Representation-Framework.aspx>

**Community  
Summer Programs**

Schedule send via email. Additional information can be found here:  
[calgary.ca/communityprograms](http://calgary.ca/communityprograms)

**Federation of  
Calgary  
Communities  
Workshops**

<https://calgarycommunities.com/workshops-events/>

**Investing in Canada  
Infrastructure Plan**

**Grant Website:**  
<https://www.alberta.ca/ICIP-community-culture-recreation.aspx>

	<p><b>Due Date:</b> The first intake period runs from April 3 to August 1, 2018.</p> <p><b>Project Eligibility:</b></p> <ul style="list-style-type: none"> <li>• new, expanded or renewed community centres and hubs, amateur sport, cultural and recreational installations and facilities.</li> <li>• community, culture and recreation projects must be community-oriented, non-commercial in nature and open for use to the public and not limited to a private-membership.</li> </ul> <p><b>Visit the website for more information, including the expression of interest form and reporting information.</b></p>
--	---

<p><b>Community Investment Fund</b></p>	<p><i>Amount:</i> Undefined  <i>Applicable to:</i> Supports and serves community programs and organizations in Western Canada.  <i>Contact Info:</i> <a href="mailto:employeegiving@fcl.ca">employeegiving@fcl.ca</a>  <i>Grant Website:</i> <a href="http://crs.coopconnection.ca/communityinvestment.html">http://crs.coopconnection.ca/communityinvestment.html</a>  <i>Due Date:</i> Quarterly Funding Deadlines – December 31, March 31, June 30, and September 30 with notification being 6-8 weeks after the application deadline.</p>
---	---

**Did You Know...?** (ex., City-wide Events & External Opportunities, etc.)

**Cannabis Update: Some key pieces of information about cannabis businesses for community associations:**

- Council has approved a new definition for cannabis retailing in the Land Use Bylaw. This new use is called Cannabis Store and is like the approach used for liquor stores, with unique rules and guidelines.
- Detailed information on the regulations for land uses, permits and application requirements for Cannabis Stores and other cannabis businesses are available online at <http://www.calgary.ca/PDA/pd/Scripts/land-use-bylaw/cannabis-store-info-map.html>.
- Cannabis Store uses are discretionary which means the applications will be managed through the development permit process, including circulation, notice posting, and opportunity for appeals.
- The City will begin to accept online applications for Cannabis Stores on Tuesday, April 24 at 8:00 am MT.
- Community Associations will be circulated for comment on these applications and should expect to start seeing these applications being circulated (at the earliest) the week of May 7.

**Additional Work**

Administration was also asked to report back to Council on the impacts of adding setback distances for payday loans and pawn shops to cannabis stores in the land use bylaw. We expect to report back to Council with this information in June, which could mean that additional setback rules could be added depending on Council's decision at that time.

Here is a link to where applications have been received: <http://www.calgary.ca/PDA/pd/Scripts/land-use-bylaw/cannabis-store-info-map.html>. Currently there does not appear to be any applications in Erin Woods, but there are a couple applications nearby.

**YOUR CITY SECTION: Check out these important updates from the City of Calgary**

Struggling to meet an increased property tax bill? Help is available. Visit <a href="http://calgary.ca/ptap">calgary.ca/ptap</a> to see if you qualify for assistance.	<a href="http://Calgary.ca/ptap">Calgary.ca/ptap</a>
City subsidized programs are available to those who qualify. One application is all you need to access all five programs.	<a href="http://Calgary.ca/fairentry">Calgary.ca/fairentry</a>
Calgary AfterSchool offers fun, safe and supervised after school programs for ages 6 to 16.	<a href="http://Calgary.ca/afterschool">Calgary.ca/afterschool</a>
Calgary has a plan to create an age-friendly city that is welcoming and empowering for older adults.	<a href="http://Calgary.ca/SAFS">Calgary.ca/SAFS</a>
Citizens' View, Calgary's online panel, is a space for Calgarians to provide input into City programs and services	<a href="http://Citizensview.ca">Citizensview.ca</a>
FREE career and employment services for ages 15-24 at The City of Calgary's Youth Employment Centre.	<a href="http://nextSteps.org">nextSteps.org</a>

**How NPC can assist your community association/social recreation group:**

<b>Organizational Development</b>	Board Governance, Human Resource Management - Staff and Volunteer, Bylaw Consultation and Review, Operational Policies and Procedures, Risk Management, Strategic Business Planning, Organizational and Community Assessments, Marketing, Programming, Promotional and Communication Plans
<b>Financial Management</b>	Budgeting, Financial Practices and Internal Controls, Reviewing Annual Financial Statements, Grants and Funding Resources
<b>License of Occupation/Lease</b>	Land Stewardship, Administration of LOC/Lease, LOC/Lease Amendments, Third Party Agreements, Liaise with The Corporation, Exiting LOC/Lease
<b>Facility Maintenance &amp; Capital Construction</b>	Life Cycle Review, Life Cycle Funding, Capital Construction Policy and Process
<b>"One Door" Into The City</b>	Navigation and Alignment of City Services, Leverage City Resources to Support Communities, Connections to Other City Business Units and Departments

June 2018 Newsletter

Hello Neighbours,

In my Great Neighbourhoods platform, I suggest that neighbourhoods are not just places, but are people. When we talk about people, what we have traditionally thought about were the people who live there. In reality communities are much more complex than that; they are the people who live there, but they are also the businesses and institutions that share and shape that space. When I talk about community institutions, I mean everything from schools, churches, mosques and temples, to not-for-profits, and of course, community associations and other organized community groups.

If you look at the history of our neighbourhoods they have changed; sometimes physically, sometimes demographically. A great neighborhood is a place where everyone comes together, talks about where they have come from, talks about where they are, and then drives the change that makes the most sense for their community, rather than reacting to it.

There has always been a general tension between community associations, residents associations, and some organized groups which operate outside of the two that has led to the recognition that we are not as collaborative as we can and should be.

With that, the **Community Representation Framework Task Force** was born to get people representing different interests in a room, hash things out, and then propose a better way forward.

While there has been quite a bit of mischaracterization of the process that has led to unwarranted fear being spread about the future of community associations, I want to assure folks that as a sitting member of the taskforce, I am excited about where we are, and also excited to engage all of our communities. I believe all of these groups need to be able to come together, be supported by The City, and given the capacity and appropriate level of decision making authority. We have a good process now, but it could be better, and that's what this work is about.

I am proud to be part of this work, unafraid of tackling our challenges in an uncertain future, and excited to direct that change to make our neighbourhoods the best they can be.


I look forward to working with people dedicated to the best possible future of Calgary and ensuring that we create neighbourhoods that thrive and are prosperous for a long time.

For more information about this, email my office at [gccarra.ca](mailto:gccarra.ca), call me at 403-268-5330, or check out my video on this topic at [Facebook.com/gccarra](https://www.facebook.com/gccarra).

Gian-Carlo Carra

## **Homeowners can now apply online for all home improvement projects**

We are making it easier to complete home improvement projects with a convenient to use online application process. Calgarians can now apply and pay for all home improvement projects online at [calgary.ca/myhome](http://calgary.ca/myhome). The City's new online service allows homeowners to manage and coordinate all their home improvement projects online 24/7.



Calgarians can apply, upload documents and pay for their permit on [calgary.ca/myhome](http://calgary.ca/myhome) for:

- Garages, sheds, greenhouses and carports
- Decks (uncovered) and balconies
- Fences and retaining walls
- Home renovations and basements
- Heating, cooling and ventilation
- Hot tubs and swimming pools
- Homeowner electrical and plumbing permits

The City receives over 7,500 home improvement projects each year and continues to improve the experience for homeowners and business customers. To learn more about these service improvements, visit [calgary.ca/pdimprovements](http://calgary.ca/pdimprovements) or to view the home improvements visit [calgary.ca/myhome](http://calgary.ca/myhome).

## **Public space won't be the place for consuming cannabis in Calgary**

The City of Calgary has approved a bylaw that will limit public consumption of cannabis once federal legalization has taken place.

In Calgary, public consumption rules for cannabis will be similar to those for public consumption of alcohol. Under the new Cannabis Consumption Bylaw, consumption of non-medical cannabis in any form (smoking, vaping, or edibles) will be prohibited in public places. A person may smoke, vape or otherwise consume cannabis on private property.

An exemption to the Cannabis Consumption Bylaw will apply for medical cannabis, which may be smoked or vaped in the same areas that are allowed under the Smoking Bylaw, and prohibited in the same areas.

At the time of this writing, the federal legalization date of cannabis was not yet confirmed. For the latest updates and details on Calgary's cannabis consumption rules, please visit [Calgary.ca/cannabis](http://Calgary.ca/cannabis).

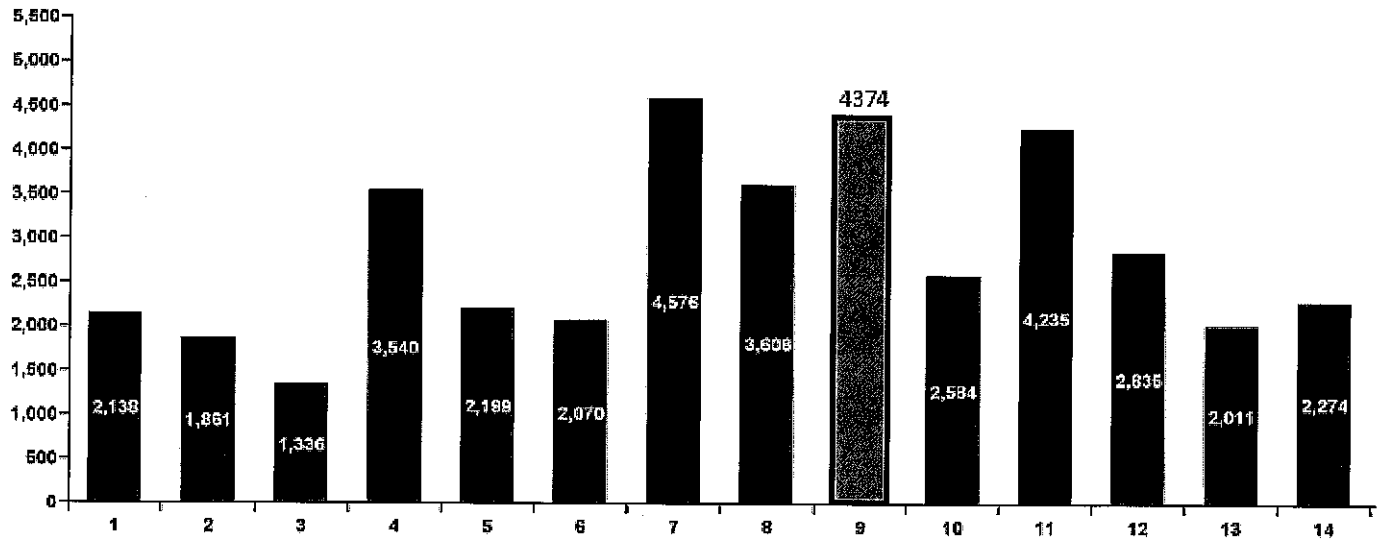
### **Cannabis stores in the community**

When The City reviews a Development Permit application for a cannabis-related business, a copy of the application is sent to the local Community Association for comments and feedback. If you're interested in knowing about cannabis-related applications in your community, please contact your Community Association or visit The City's website at [www.Calgary.ca/pdmap](http://www.Calgary.ca/pdmap) to view the Planning & Development Map which shows all recent applications.

**311 Volume**

**City of Calgary Overall**

SR Volume by Ward for April



Thank you Ward 9 for being one of the most engaged Ward in the city!

**Erin Woods**

Top 5 SR Types for ERIN WOODS	SR Count	% of Total Community
WRS - Waste - Residential	18	11.6%
WRS - Cart Management	11	7.1%
Finance - ONLINE TIPP Agreement Request	10	6.5%
Bylaw - Material on Public Property	8	5.2%
Finance - Property Tax Account Inquiry	8	5.2%
<b>Total Top 5 SR Types</b>	<b>55</b>	<b>35.5%</b>
<b>Total Other SRs</b>	<b>100</b>	<b>64.5%</b>
<b>Total SRs for ERIN WOODS</b>	<b>155</b>	<b>100%</b>
<b>Total SRs for Ward 9</b>	<b>4,372</b>	
<b>% of Total Ward 9</b>	<b>4%</b>	



## RENTAL RATES

### Current:

Damage Deposit \$250.00

Bartender rate for the night \$50.00 + gst.

Day rental (Saturday and Sunday) \$250.00 + gst

Hourly rental (4 hours or less) \$25.00/hour

Community Membership holders (have to live in Erin Woods) get 20% off daily and hourly rental rates.

### Proposed:

Damage Deposit to stay same at \$250.00

Bartender rate for the night: \$75.00 + gst

Day rental – Saturday \$275.00 + gst

- Sunday \$250.00 + gst

Hourly rental – (4 hours or less) Saturday \$40.00/hour

Sunday \$35.00/hour

For membership holders put a two rental maximum per year.

## BAR PRICES

### Current:

Beer - \$4.25

Coronas - \$4.75

Highballs - \$4.25

Coolers - \$4.75

Shooters - \$4.25

Specialty - \$4.75

### Proposed:

\* Beer - \$4.50 <sup>4.75</sup>

Coronas - \$5.00 <sup>5.25</sup>

Highballs - \$4.50 <sup>4.75</sup>

Coolers - \$5.00

Shooters - \$5.00

Specialty - \$5.25

~~I have sent these to the Bartender but he has not responded yet with the proposed increases.~~

Erin Woods Community Association  
Income Statement 01/02/2018 to 31/05/2018

**REVENUE**

<b>Revenues</b>		
Soccer U6	840.00	
Soccer U8	1,155.00	
Registration Credit - Ref	0.00	
Total Soccer Revenue		1,995.00
Slow Pitch		1,400.00
Seniors Tea Income		107.40
JB Dance Income		258.60
Hall Rentals		2,775.00
Preschool		1,798.08
P.O.O.S.C.A.		800.00
Bar Income		1,052.40
Membership Income		819.15
Volunteer Levy Income		500.00
Miscellaneous Revenue		105.95
Yoga Revenue		0.00
Grant Revenue		21,236.15
Bingo Income		2,004.67
<b>Total Revenue</b>		<b>34,852.40</b>
<b>TOTAL REVENUE</b>		<b>34,852.40</b>

**EXPENSE**

<b>Expenses</b>		
Summer Soccer Expense		1,699.06
Slow Pitch Expense		980.64
Vouchers Issued/Registration Cr...		1,000.00
Jelly Bean Dances		100.00
Stampede Stomp Expense		99.99
Seniors Tea		314.84
Storage		1,431.64
Bar Expense		65.54
Shaw Direct		207.53
Bar Over/Short		-2.49
BFI Expense		818.90
Hall Cleaning		79.60
Maintenance Expense		6,827.44
Door Mat Service		96.94
Telus		369.93
Enmax		1,945.68
Direct Energy		567.63
Security Expense		836.00
Insurance		2,835.98
TOSHIBA		21.27
Memberships		160.45
Bank Charges - Gen/Savings/So...		-19.63
Bank Charges - Casino/Restr. Sav.		-29.58
Bank Charges - Bingo		-29.58
Legal and Accounting		2,623.00
Licences and Dues		357.74
Wages	8,744.68	
Employer's EI Expense	211.35	
Employer's CPP Expense	280.68	
Total Wages and Employer's Ex...		9,236.71
Bingo Expense		221.61
Yoga expense		0.00
Miscellaneous		292.00
<b>Total Expenses</b>		<b>33,108.84</b>
<b>TOTAL EXPENSE</b>		<b>33,108.84</b>
<b>NET INCOME</b>		<b>1,743.56</b>

**ASSET**

**Current Assets**

Cash to be deposited	0.00	
Float - Bar	300.00	
Float - Petty Cash	200.00	
Float - Stampede Stomp	0.00	
Float - Children's Events	160.10	
Float - concession	0.00	
General Bank Account	0.00	
TD General Account	7,001.01	
Soccer Bank Account	0.00	
Casino Bank Account	0.00	
TD Casino Account	17,777.47	
Pull Ticket Bank Account	0.00	
Bingo Bank Account	0.00	
TD Bingo Account	22,299.46	
<b>Total Cash</b>		<b>47,738.04</b>
Accounts Receivable	533.36	
Accounts Receivable - Restricted	0.00	
Account receivable accrual acco...	0.00	
<b>Total Receivable</b>		<b>533.36</b>
Prepaid Expenses		3,209.52
<b>Total Current Assets</b>		<b>51,480.92</b>

**Inventory**

Inventory		1,601.42
<b>Total Inventory</b>		<b>1,601.42</b>

**Capital Assets**

Leasehold Improvements	132,091.26	
Acc. Amort. - Leasehold Improve...	-32,771.28	
Office Furniture & Equipment	32,605.56	
Accum. Amort. -Furn. & Equip.	-24,196.83	
Computer Equipment	5,723.17	
Acc. Amort. - Computer Equipment	-5,477.39	
Outbuilding	38,821.53	
Acc. Amort. - Outbuilding	-22,421.43	
Pavement	10,700.00	
Acc. Amort. - Pavement	-8,888.63	
Sports Equipment	3,242.53	
Acc. Amort. - Sports Equip.	-2,949.37	
Basement Renovation	32,989.02	
Acc. Amort. - Basement Renovat...	-16,608.66	
Mechanical Room Renovation	45,480.68	
Acc. Amort Mech. Room Renova...	-12,048.19	
Building	360,016.56	
Acc. Amort. - Building	-18,000.82	
Signs	8,441.00	
Acc. Amort. Signs	-2,532.30	
<b>Total Capital Assets</b>		<b>524,216.41</b>

**TOTAL ASSET** 577,298.75

**LIABILITY**

**Current Liabilities**

Accounts Payable		1,120.28
Accrued Liabilities		5,145.00
Vouchers Payable		4,855.75
Vacation payable		427.75
EI Payable	219.31	
CPP Payable	364.02	
Federal Income Tax Payable	169.34	
<b>Total Receiver General</b>		<b>752.67</b>
Damage Deposit Payable		2,500.00
GST Charged on Sales	367.57	
GST Paid on Purchases	-843.64	
<b>GST Owing (Refund)</b>		<b>-476.07</b>
Deferred Membership Revenue		433.39

Erin Woods Community Association  
Balance Sheet As at 31/05/2018

Deferred soccer fees	375.00
<b>Total Current liabilities</b>	<u>15,133.77</u>
<b>Deferred Contributions</b>	
Deferred Cash Contributions	95,124.96
Deferred Capital Contributions	146,911.34
<b>Total Deferred Contributions</b>	<u>242,036.30</u>
<b>TOTAL LIABILITY</b>	<u>257,170.07</u>
<b>EQUITY</b>	
<b>Net Assets</b>	
Net Assets Previous Year	318,385.12
Current Earnings	1,743.56
<b>Total Retained Earnings</b>	<u>320,128.68</u>
<b>TOTAL EQUITY</b>	<u>320,128.68</u>
<b>LIABILITIES AND EQUITY</b>	<u><u>577,298.75</u></u>

**East Calgary Twin Arena Society  
Board of Directors Meeting Agenda  
June 5th, 2018  
7:00 PM Start**

---

1. **Call to Order**
2. **Minutes from: April 10th, 2018**
3. **Guests:**
4. **Reports:**
  - Financials**
  - Operations / Office**
5. **Additional Agenda Items:**
  - a) **Grant applications for new ice re-surfacer** ✓
  - b) **Ice rate comparison** ✓
  - c) **Budget 2018 / 2019** ✓
  - d) **Casino November 21-22, Cash Casino** ~~Wed~~, ~~Thurs~~ Wed, Thurs.
  - e) **Lounge Staff 2018 / 2019**
    - i. **Manager**
    - ii. **Bar/Kitchen Staff** }

**Meeting Adjourned:**

**Next Meeting: September 4<sup>th</sup>**

7:00 PM

# East Calgary Twin Arena Society

## Report on Bank Accounts

As at June 5, 2018

General Bank Account		56,445.13	
Casino	48,663.08		
Total Gaming Accounts		<u>48,663.08</u>	
Total Operating Accounts			105,108.21
Building Reserve			
Savings		92,450.13	
General Funds		<u>(18,000.00)</u>	
Total Building Reserve Account			74,450.13
GIC's Total Investment Accounts			<u>131,649.83</u>
Total Bank Accounts			<u><u>311,208.17</u></u>

**FINANCIALS YEAR TO DATE**

**APRIL 2018**

	<b>YTD</b>	<b>LAST YTD</b>	<b>VARIANCE</b>	<b>% + - YTD</b>	<b>BUDGET</b>	<b>VARIANCE</b>
<b>Other Income Totals</b>	<b>129,709.03</b>	<b>15,232.92</b>	<b>114,476.11</b>	<b>88.26%</b>	<b>68,266.64</b>	<b>61,442.39</b>
Food Services Revenue	189,167.16	183,082.21	6,084.95	3.22%	176,000.00	13,167.16
Food Services Expenses	188,651.63	186,244.25	2,407.38	1.28%	178,133.28	10,518.35
<b>Food Services Totals</b>	<b>515.53</b>	<b>(3,162.04)</b>	<b>3,677.57</b>	<b>713.36%</b>	<b>(2,133.28)</b>	<b>2,648.81</b>
Casino Revenue	-	-	-	-	-	-
<b>Ice Rental Totals</b>	<b>732,141.11</b>	<b>718,220.91</b>	<b>13,920.20</b>	<b>1.90%</b>	<b>731,600.00</b>	<b>541.11</b>
Utilities - Gas	25,767.76	36,255.92	(10,488.16)	-40.70%	51,000.00	(25,232.24)
Utilities - Carbon Tax	10,222.92	4,335.39	5,887.53	57.59%	12,000.00	(1,777.08)
Utilities - Lights / Water	119,698.68	130,740.29	(11,041.61)	-9.22%	138,666.64	(18,967.96)
<b>Total Utilities</b>	<b>155,689.36</b>	<b>171,331.60</b>	<b>(15,642.24)</b>	<b>-10.05%</b>	<b>201,666.64</b>	<b>(45,977.28)</b>
Repair & Maintenance	115,566.02	107,293.98	8,272.04	7.16%	110,000.00	5,566.02
<b>Operations Expenses Totals</b>	<b>528,658.26</b>	<b>532,846.90</b>	<b>(4,188.64)</b>	<b>-0.79%</b>	<b>575,361.20</b>	<b>(46,702.94)</b>
<b>Administration Expenses Totals</b>	<b>159,568.87</b>	<b>154,877.85</b>	<b>4,691.02</b>	<b>2.94%</b>	<b>150,804.00</b>	<b>8,764.87</b>
Wages Food Services	86,567.06	84,721.32	1,845.74	2.13%	87,040.00	(472.94)
Wages Operations	197,748.31	194,047.35	3,700.96	1.87%	209,168.00	(11,419.69)
Wages Administration	99,010.68	97,031.43	1,979.25	2.00%	96,224.00	2,786.68
<b>Total Wages</b>	<b>383,326.05</b>	<b>375,800.10</b>	<b>7,525.95</b>	<b>1.96%</b>	<b>392,432.00</b>	<b>(9,105.95)</b>
<b>Total Net Income</b>	<b>174,138.54</b>	<b>42,567.04</b>	<b>131,571.50</b>	<b>75.56%</b>	<b>11,568.16</b>	<b>162,570.38</b>

129,709.03 Other Inc YTD  
 (15,232.92) Last YTD  
 114,476.11 Difference  
 174,138.54 vs Net Income  
 59,662.43 Profit

ECTAS ACTUAL TO BUDGET REVENUE & EXPENSES MONTH END APRIL 2018	MONTH END APRIL 2018			YTD SEPT. 1 - APRIL 30, 2018		
	Actual Apr-18	Budget Apr-18	Variance	Actual YTD Apr-17	Actual YTD Apr-18	Budget YTD Apr-18
<b>Total Other Income</b>	<b>583.48</b>	<b>52,283.33</b>	<b>(51,699.85)</b>	<b>15,232.92</b>	<b>129,709.03</b>	<b>68,266.64</b>
Lounge Sales	9,680.74	7,000.00	2,680.74	64,100.11	66,420.31	56,000.00
Kitchen Sales	8,015.94	18,000.00	(9,984.06)	118,982.10	122,746.85	120,000.00
<b>Lounge, Kitchen, Concession Revenue</b>	<b>17,696.68</b>	<b>25,000.00</b>	<b>(7,303.32)</b>	<b>183,082.21</b>	<b>189,167.16</b>	<b>176,000.00</b>
CPP & EI Expenses	621.22	516.66	104.56	5,765.48	6,063.19	4,133.28
Group Health Insurance	418.46	260.00	158.46	2,256.22	3,130.36	2,160.00
Kitchen Expenses	5,154.87	8,000.00	(2,845.13)	69,070.65	68,417.67	64,000.00
Lounge Expenses	2,456.74	2,500.00	(43.26)	23,652.74	24,473.35	20,000.00
Wages - Lounge & Kitchen	4,754.97	9,380.00	(4,625.03)	84,721.32	86,567.06	87,040.00
Workers Compensation		100.00	(100.00)	777.84		800.00
<b>Lounge, Kitchen, Concession Expenses</b>	<b>13,406.26</b>	<b>20,756.66</b>	<b>(7,350.40)</b>	<b>186,244.25</b>	<b>188,651.63</b>	<b>178,133.28</b>
Advertising - Ice	500.00		500.00	3,531.51	6,166.30	
Ice rental - Youth	8,000.00	10,000.00	(2,000.00)			319,000.00
Ice rental - Adult	29,224.56	35,000.00	(5,775.44)			285,650.00
Ice rental - Tournaments	12,537.40	25,000.00	(12,462.60)			112,000.00
Ice rental - Hourly	1,500.00	1,000.00	500.00	714,689.40	725,974.81	14,950.00
<b>Total Ice Rental Revenue</b>	<b>51,761.96</b>	<b>71,000.00</b>	<b>(19,238.04)</b>	<b>718,220.91</b>	<b>732,141.11</b>	<b>731,600.00</b>
Advertising	36.00	125.00	(89.00)	850.00	1,192.92	1,000.00
CPP & EI Expenses	1,340.36	1,000.00	340.36	12,244.12	11,807.97	13,500.00
Cleaning Supplies	780.18	1,500.00	(719.82)	19,514.04	15,944.55	12,000.00
Group Health Insurance	1,170.21	708.33	461.88	5,518.17	7,272.55	5,666.64
Building Insurance	1,993.29	2,083.33	(90.04)	15,946.32	15,946.32	16,666.64
Miscellaneous		125.00	(125.00)	1,357.23	1,470.13	1,000.00
Repair & Maintenance	13,930.17	13,750.00	180.17	107,293.98	115,566.02	110,000.00
Telephones	462.14	420.00	42.14	3,406.25	3,666.91	3,360.00
Utilities - Carbon Tax	1,536.23	1,500.00	36.23	4,335.39	10,222.92	12,000.00
Utilities - Gas	2,853.71	4,500.00	(1,646.29)	36,255.92	25,767.76	51,000.00
Utilities - Lights / Water	15,256.89	15,833.33	(576.44)	130,740.29	119,698.68	138,666.64
Wages - Operations	25,422.56	24,646.00	776.56	194,047.35	197,748.31	209,168.00
Workers Compensation	547.41	166.66	380.75	1,337.84	2,353.22	1,333.28
<b>Total Operations Expenses</b>	<b>65,329.15</b>	<b>66,357.65</b>	<b>(1,028.50)</b>	<b>532,846.90</b>	<b>528,658.26</b>	<b>575,361.20</b>
Bank Charges	1,306.81	1,350.00	(43.19)	11,165.87	12,261.76	10,800.00
CPP & EI Expenses	915.36	542.00	373.36	4,305.40	4,256.11	4,336.00
Courier	302.09	209.00	93.09	2,301.42	2,393.48	1,672.00
Employee Relations / Education			-	(152.14)	(272.69)	
Group Health Insurance	675.83	600.00	75.83	4,714.70	5,130.60	4,800.00
Professional Fees			-	9,150.00	9,125.00	9,100.00
GST Expenses 20%		500.00	(500.00)	3,856.95	4,469.05	4,000.00
Office Supplies	(483.15)	375.00	(858.15)	3,026.42	2,206.71	3,000.00
Office Equipment Leases	766.50	209.00	557.50	3,000.54	2,841.14	1,672.00
Wages	13,133.55	11,528.00	1,605.55	97,031.43	99,010.68	96,224.00
Workers Compensation		150.00	(150.00)	995.60		1,200.00
Service & Maintenance	20.00		20.00	1,134.66	1,200.03	
ECTAS Learn to Skate			-	14,347.00	16,947.00	14,000.00
<b>Total Administration Expenses</b>	<b>16,636.99</b>	<b>15,463.00</b>	<b>1,173.99</b>	<b>154,877.85</b>	<b>159,568.87</b>	<b>150,804.00</b>
Casino Revenue	-	-	-	2,213.40	-	-
<b>Total Gaming Revenue</b>	<b>-</b>	<b>-</b>	<b>-</b>	<b>2,213.40</b>	<b>-</b>	<b>-</b>
Casino Expenses	-	-	-	2,213.40	-	-
<b>Total Gaming Expenses</b>	<b>-</b>	<b>-</b>	<b>-</b>	<b>2,213.40</b>	<b>-</b>	<b>-</b>
<b>TOTAL REVENUE</b>	<b>70,042.12</b>	<b>148,283.33</b>	<b>(78,241.21)</b>	<b>918,749.44</b>	<b>1,051,017.30</b>	<b>975,866.64</b>
<b>TOTAL EXPENSES</b>	<b>95,372.40</b>	<b>102,577.31</b>	<b>(7,204.91)</b>	<b>876,182.40</b>	<b>876,878.76</b>	<b>904,298.48</b>
<b>TOTAL INCOME</b>	<b>(25,330.28)</b>	<b>45,706.02</b>	<b>(71,036.30)</b>	<b>42,567.04</b>	<b>174,138.54</b>	<b>71,568.16</b>
<b>AMORTIZATION</b>		<b>7,500.00</b>	<b>(7,500.00)</b>		<b>60,000.00</b>	<b>60,000.00</b>
<b>NET INCOME</b>	<b>(25,330.28)</b>	<b>38,206.02</b>	<b>(63,536.30)</b>	<b>42,567.04</b>	<b>174,138.54</b>	<b>11,568.16</b>



# East Calgary Twin Arenas

## Utilization Summary - Format 1

Scheduled Events for 3/1/2018 to 4/30/2018 / Mon, Tues, Wed, Thurs, Fri / 4:00 PM to 10:00 PM / No Int Cust

<u>Facility</u>	<u>- Adjusted for Time Range -</u>			<u>--- Full Hours for Events in the Time Range ---</u>				
	<u>Hours Available</u>	<u>Adjusted Net Rev. Hrs</u>	<u>Adjusted Utilization</u>	<u>Hours Sold</u>	<u>Maint. Hours</u>	<u>Net Rev. Hours</u>	<u>Utilization %</u>	<u>Avg. Hourly Rate</u>
ECTAS/Blue Arena	258.00	174.50	67.64%	228.50	38.75	189.75	73.55%	\$185.18
ECTAS/Red Arena	258.00	184.75	71.61%	247.50	43.00	204.50	79.26%	\$189.10
<b>Grand Total:</b>	<b>516.00</b>	<b>359.25</b>	<b>69.62%</b>	<b>476.00</b>	<b>81.75</b>	<b>394.25</b>	<b>76.41%</b>	<b>\$187.22</b>

End of Listing

# East Calgary Twin Arenas

## Utilization Summary - Format 1

Scheduled Events for 3/1/2018 to 4/30/2018 / Sun, Sat / 8:00 AM to 10:00 PM / No Int Cust

<u>Facility</u>	<u>Hours Available</u>	<u>- Adjusted for Time Range -</u>		<u>---- Full Hours for Events in the Time Range ----</u>				
		<u>Adjusted Net Rev. Hrs</u>	<u>Adjusted Utilization</u>	<u>Hours Sold</u>	<u>Maint. Hours</u>	<u>Net Rev. Hours</u>	<u>Utilization %</u>	<u>Avg. Hourly Rate</u>
ECTAS/Blue Arena	252.00	132.75	52.68%	166.75	27.00	139.75	55.46%	\$186.00
ECTAS/Red Arena	252.00	130.50	51.79%	160.75	25.25	135.50	53.77%	\$167.21
<b>Grand Total:</b>	<b>504.00</b>	<b>263.25</b>	<b>52.23%</b>	<b>327.50</b>	<b>52.25</b>	<b>275.25</b>	<b>54.61%</b>	<b>\$176.75</b>

End of Listing

# East Calgary Twin Arena Society

General Ledger Report 03/01/2018 to 04/30/2018

Sorted by: Date

Date	Comment	Source #	JE#	Debits	Credits
5246	Repairs and Maintenance				
03/01/2018	Commercial Lighting Products Ltd.	3241077	J682	181.80	0.00
03/01/2018	ABSA	20184333	J683	103.00	0.00
03/01/2018	GFI Enterprises Inc.	1004	J694	750.00	0.00
03/01/2018	GFI Enterprises Inc.	1005	J695	1,905.00	0.00
03/01/2018	GFI Enterprises Inc.	1019	J696	1,155.00	0.00
03/01/2018	GFI Enterprises Inc.	1040	J697	1,155.00	0.00
03/01/2018	GFI Enterprises Inc.	1041	J698	300.00	0.00
03/01/2018	Western Gym & Recreational Supplies Ltd.	11073	J705	118.75	0.00
03/01/2018	Alberta Elevating Devices and Amusement Rides Safety	C1851913	J773	115.33	0.00
03/02/2018	This & That Sharpening Service	9868	J671	80.00	0.00
03/02/2018	Scandia Mechanical Services	115304	J684	576.54	0.00
03/02/2018	Western Gym & Recreational Supplies Ltd.	11076	J706	143.75	0.00
03/05/2018	Superior Propane	245659	J716	221.70	0.00
03/07/2018	Weekly Deposit	AA17960192	J793	32.95	0.00
03/08/2018	Western Gym & Recreational Supplies Ltd.	11087	J707	77.35	0.00
03/12/2018	Superior Propane	944006	J717	221.70	0.00
03/13/2018	GFI Enterprises Inc.	1086	J722	3,385.00	0.00
03/13/2018	GFI Enterprises Inc.	1105	J723	3,630.00	0.00
03/13/2018	GFI Enterprises Inc.	1137	J724	5,606.50	0.00
03/14/2018	RONA inc.	611-22546091	J733	56.03	0.00
03/14/2018	Cimco Refrigeration	90612550	J734	178.63	0.00
03/16/2018	ATB Financial MasterCard	3162018	J768	103.00	0.00
03/19/2018	Superior Propane	638318	J912	220.25	0.00
03/23/2018	National Neon	55042	J786	250.00	0.00
03/26/2018	Superior Propane	343600	J916	220.25	0.00
03/27/2018	BTM Electrical Industries	943	J775	526.75	0.00
03/27/2018	This & That Sharpening Service	9936	J789	80.00	0.00
03/27/2018	Praxair Distribution	82115214	J859	120.95	0.00
03/28/2018	Superior Propane	19460324	J844	6.00	0.00
03/29/2018	RONA inc.	611-22557441	J788	38.73	0.00
03/31/2018	Waste Connections of Canada Inc.	7400-0001222793	J790	1,199.56	0.00
03/31/2018	Cimco expense	Contract	J831	312.50	0.00
03/31/2018	Industrial Service Contract	Contract	J832	500.00	0.00
03/31/2018	Record diff of candy income to lawn maint. expense	GFI Service Contract	J833	39.09	0.00
04/02/2018	Superior Propane	41339	J915	129.64	0.00
04/04/2018	Weekly Deposit	AA17960196	J797	3.55	0.00
04/05/2018	Advanced Refrigeration HVAC Inc.	3000532R4189	J853	398.00	0.00
04/05/2018	RONA inc.	611-22562491	J858	82.82	0.00
04/09/2018	Cimco Refrigeration	90615517	J850	1,522.68	0.00
04/09/2018	Superior Propane	746113	J913	189.14	0.00
04/10/2018	GFI Enterprises Inc.	1157	J944	1,948.00	0.00

04/12/2018	Advanced Refrigeration HVAC Inc.	3000532H418	J922	470.00	0.00
04/12/2018	Advanced Refrigeration HVAC Inc.	00009090	J936	632.90	0.00
04/12/2018	Advanced Refrigeration HVAC Inc.	00009092CC	J937	467.50	0.00
04/13/2018	RONA inc.	611-22568801	J883	12.99	0.00
04/13/2018	The Surveillance Shop	19571	J887	236.00	0.00
04/16/2018	Superior Propane	439258	J914	154.82	0.00
04/17/2018	ATB Financial MasterCard	4172018	J939	129.99	0.00
04/18/2018	GFI Enterprises Inc.	1159	J890	200.00	0.00
04/19/2018	Scandia Mechanical Services	115810	J926	340.00	0.00
04/23/2018	Cimco Refrigeration	90617140	J927	117.50	0.00
04/23/2018	Superior Propane	146949	J955	101.90	0.00
04/25/2018	National Neon	55322	J947	375.00	0.00
04/26/2018	Advanced Refrigeration HVAC Inc.	00009163	J945	2,150.91	0.00
04/26/2018	Premium Fire Protection	116374	J964	1,109.50	0.00
04/30/2018	Waste Connections of Canada Inc.	7400-0001228094	J952	2,141.87	0.00
04/30/2018	Superior Propane	841890	J956	157.87	0.00
04/30/2018	Superior Propane	19958610	J977	6.00	0.00
04/30/2018	Cimco expense	Contract	J993	312.50	0.00
04/30/2018	Industrial Service Contract	Contract	J994	500.00	0.00
04/30/2018	Record diff of candy income to lawn maint. expense	GFI Service Contract	J995	39.09	0.00
				<u>37,541.28</u>	<u>0.00</u>

Generated On: 06/05/2018

**CALGARY ARENA RENTAL RATES (AS OF MAY 2018)  
GST NOT INCLUDED IN RATES**

FACILITY	Effective Date	NON PRIME TIME RATE						PRIME TIME RATE					
		NON PRIME TIME RATE			NON PRIME			PRIME TIME RATE			PRIME		
		Youth	Adult	M Youth	M Adult	HOURS	Youth	Adult	M Youth	M Adult	HOURS		
Acadia Rec Centre	1-Jul-18	117.62	117.62	117.62	117.62	7:00 - 5:00	256.10	256.10	256.10	256.10	5:00 - 12:00		
Black Diamond	Current	85.00	105.00	85.00	105.00	6:00 - 4:00	140.00	195.00	140.00	195.00	4:00 - 12:00		
Bowness	1-Sep-18	85.00	105.00	85.00	105.00	7:00 - 5:00	210.00	252.00	210.00	252.00	5:00 - 12:00		
Brentwood	Current	115.25	115.25	115.25	115.25	7:00 - 4:00	225.50	225.50	225.50	225.50	4:00 - 12:00		
Canmore	Current	215.00	250.00	85.00	120.00	7:00 - 4:00	215.00	250.00	110.00	215.00	4:00 - 12:00		
Cardel REC South	Current	90.00	130.75	90.00	130.75	7:00 - 4:00	206.00	261.25	206.00	261.25	4:00 - 12:00		
Chestermere	1-Jul-18	96.00	96.00	96.00	96.00	7:00 - 4:00	227.00	266.00	96.00	266.00	4:00 - 12:00		
City of Airdrie	Current	91.72	91.72	91.72	91.72	7:00 - 4:00	167.26	212.58	167.26	212.58	4:00 - 12:00		
City of Calgary	1-May-18	71.60	123.50	71.60	123.50	7:00 - 4:00	200.30	268.90	200.30	268.90	4:00 - 12:00		
Cochrane	1-Sep-18	113.00	120.00	113.00	120.00	7:00 - 4:00	185.00	230.00	185.00	230.00	4:00 - 12:00		
Crowchild Twin Arena	1-Sep-18	90.00	100.00	90.00	100.00	6:00 - 4:00	190.00	225.00	190.00	225.00	4:00 - 12:00		
Crowfoot Arena	Current	84.00	97.65	84.00	97.65	6:00 - 4:00	171.43	220.50	171.43	220.50	4:00 - 12:00		
East Calgary Twin	Current	97.05	111.95	97.05	111.95	6:00 - 4:00	209.60	248.90	209.60	248.90	4:00 - 12:00		
Flames Community	1-Jun-17	104.19	104.19	104.19	104.19	6:00 - 4:00	254.10	254.10	254.10	254.10	4:00 - 12:00		
Huntington Hills	1-Apr-18	100.00	110.00	100.00	110.00	6:00 - 4:00	220.00	260.00	220.00	260.00	4:00 - 12:00		
Indus	1-Sep-18	70.00	70.00	70.00	70.00	6:00 - 4:00	186.55	210.00	186.55	210.00	4:00 - 12:00		
Jack Setters	1-Sep-17	118.75	170.00	118.75	170.00	6:00 - 4:00	236.25	298.75	236.25	298.75	4:00 - 12:00		
Lake Bonavista	1-Jan-18	134.00	134.00	134.00	134.00	6:00 - 4:00	270.00	270.00	270.00	270.00	4:00 - 12:00		
Mount Pleasant	5-Mar-18	126.00	126.00	126.00	126.00	6:00 - 4:00	215.25	265.00	215.25	265.00	4:00 - 12:00		
NE Sportsplex	Current	63.81	90.33	63.81	90.33	7:00 - 4:00	180.77	242.05	180.77	242.05	4:00 - 12:00		
Oakridge	20-Aug-18	112.00	191.00	112.00	191.00	7:00 - 4:00	289.00	347.00	289.00	347.00	4:00 - 12:00		
Okotoks	1-Sep-18	103.18	148.98	103.18	148.98	7:00 - 4:00	153.28	225.97	153.28	225.97	4:00 - 12:00		
Rocky Ridge Arena	Current	125.00	125.00	125.00	125.00	6:00 - 4:00	250.00	250.00	250.00	250.00	4:00 - 12:00		
Scott Seamans	7-Mar-18	100.00	125.00	100.00	125.00	7:00 - 4:00	171.00	259.00	171.00	259.00	4:00 - 12:00		
Springbank	Current	105.00	126.00	105.00	126.00	7:00 - 5:00	210.00	252.00	210.00	252.00	5:00 - 12:00		
Strathmore	Current	127.75	127.75	127.75	127.75	7:00 - 5:00	141.25	226.25	141.25	226.25	5:00 - 12:00		
Thorncliffe	1-Sep-18	105.00	105.00	105.00	105.00	7:00 - 5:00	215.00	244.00	215.00	244.00	5:00 - 12:00		
Trico Centre	1-Sep-18	108.00	120.00	108.00	120.00	7:00 - 5:00	221.00	260.00	221.00	260.00	5:00 - 12:00		
Triwood	1-Sep-17	130.00	130.00	130.00	130.00	7:00 - 5:00	190.00	230.00	190.00	230.00	5:00 - 12:00		
VIVO	1-Sep-18	104.00	104.00	104.00	104.00	7:00 - 4:00	210.00	246.00	210.00	246.00	4:00 - 12:00		
West Hillhurst	Current	90.00	115.00	90.00	115.00	6:00 - 4:00	190.00	245.00	190.00	245.00	4:00 - 12:00		
Westside	1-Sep-18	133.00	133.00	133.00	133.00	6:00 - 4:00	265.00	265.00	265.00	265.00	4:00 - 12:00		
Winsport	Current	110.00	143.00	110.00	143.00	7:00 - 4:00	230.00	288.00	230.00	288.00	4:00 - 12:00		
<b>Average Rates</b>		<b>106.69</b>	<b>123.11</b>	<b>102.76</b>	<b>119.17</b>		<b>209.14</b>	<b>250.00</b>	<b>201.99</b>	<b>248.93</b>			

<b>Variance to Average</b>	9.64	10.16	5.71	7.22	0.66	1.10	7.61	0.03
----------------------------	------	-------	------	------	------	------	------	------

**CALGARY ARENA RENTAL RATES (AS OF MAY 2018)**  
**GST NOT INCLUDED IN RATES**

FACILITY	Effective Date	NON PRIME TIME RATE			NON PRIME HOURS			PRIME TIME RATE			PRIME HOURS			
		Youth	Adult	M Youth	M Adult	Hours	Youth	Adult	M Youth	M Adult	Hours	Youth	Adult	M Youth
Acadia Rec Centre	1-Jul-18	117.62	117.62	117.62	117.62	7:00 - 5:00	256.10	256.10	256.10	256.10	5:00 - 12:00	256.10	256.10	256.10
Black Diamond	Current	85.00	105.00	85.00	105.00	6:00 - 4:00					4:00 - 12:00	140.00	195.00	195.00
Bowness	1-Sep-18	85.00	105.00	85.00	105.00	7:00 - 5:00	210.00	252.00	210.00	252.00	5:00 - 12:00	210.00	252.00	252.00
Brentwood	Current	115.25	115.25	115.25	115.25	7:00 - 4:00	225.50	225.50	225.50	225.50	4:00 - 12:00	225.50	225.50	225.50
Canmore	Current			85.00	120.00	7:00 - 4:00	215.00	250.00	215.00	250.00	4:00 - 12:00	215.00	250.00	250.00
Cardel REC South	Current	90.00	130.75	90.00	130.75	7:00 - 4:00	206.00	261.25	206.00	261.25	4:00 - 12:00	206.00	261.25	261.25
Chestermere	1-Jul-18	96.00	96.00	96.00	96.00	7:00 - 4:00	227.00	266.00	227.00	266.00	4:00 - 12:00	227.00	266.00	266.00
City of Airdrie	Current	91.72	91.72	91.72	91.72	7:00 - 4:00	167.26	212.58	167.26	212.58	4:00 - 12:00	167.26	212.58	212.58
City of Calgary	1-May-18	71.60	123.50	71.60	123.50	7:00 - 4:00	200.30	268.90	200.30	268.90	4:00 - 12:00	200.30	268.90	268.90
Cochrane	1-Sep-18	113.00	120.00	113.00	120.00	7:00 - 4:00	185.00	230.00	185.00	230.00	4:00 - 12:00	185.00	230.00	230.00
Crowchild Twin Arena	1-Sep-18	90.00	100.00	90.00	100.00	6:00 - 4:00	190.00	225.00	190.00	225.00	4:00 - 12:00	190.00	225.00	225.00
Crowfoot Arena	Current	84.00	97.65	84.00	97.65	6:00 - 4:00	171.43	220.50	171.43	220.50	4:00 - 12:00	171.43	220.50	220.50
East Calgary Twin	Current	97.05	111.95	97.05	111.95	6:00 - 4:00	209.60	248.90	209.60	248.90	4:00 - 12:00	209.60	248.90	248.90
Flames Community	1-Jun-17	104.19	104.19	104.19	104.19	6:00 - 4:00	254.10	254.10	254.10	254.10	4:00 - 12:00	254.10	254.10	254.10
Huntington Hills	1-Apr-18	100.00	170.00	100.00	170.00	6:00 - 4:00	220.00	260.00	220.00	260.00	4:00 - 12:00	220.00	260.00	260.00
Indus	1-Sep-18			70.00	70.00	6:00 - 4:00	186.55		186.55		4:00 - 12:00	186.55	210.00	210.00
Jack Setters	1-Sep-17	118.75	170.00	118.75	170.00	6:00 - 4:00	236.25		236.25		4:00 - 12:00	236.25	298.75	298.75
Lake Bonavista	1-Jan-18		134.00	134.00	134.00	6:00 - 4:00	270.00	270.00	270.00	270.00	4:00 - 12:00	270.00	270.00	270.00
Mount Pleasant	5-Mar-18	126.00	126.00	126.00	126.00	6:00 - 4:00	215.25	265.00	215.25	265.00	4:00 - 12:00	215.25	265.00	265.00
NE Sportsplex	Current			63.81	90.33	7:00 - 4:00	180.77	242.05	180.77	242.05	4:00 - 12:00	180.77	242.05	242.05
Oakridge	20-Aug-18	112.00		112.00	191.00	7:00 - 4:00					4:00 - 12:00	289.00	347.00	347.00
Okotoks	1-Sep-18	103.18	148.98	103.18	148.98	7:00 - 4:00	153.28	225.97	153.28	225.97	4:00 - 12:00	153.28	225.97	225.97
Rocky Ridge Arena	Current	125.00	125.00	125.00	125.00	6:00 - 4:00	250.00	250.00	250.00	250.00	4:00 - 12:00	250.00	250.00	250.00
Scott Seamans	7-Mar-18	100.00	125.00	100.00	125.00	7:00 - 4:00	171.00	259.00	171.00	259.00	4:00 - 12:00	171.00	259.00	259.00
Springbank	Current	105.00	126.00	105.00	126.00	7:00 - 5:00	210.00	252.00	210.00	252.00	5:00 - 12:00	210.00	252.00	252.00
Strathmore	Current	127.75	127.75	127.75	127.75	7:00 - 5:00		226.25		226.25	5:00 - 12:00	141.25	226.25	226.25
Thornccliffe	1-Sep-18	105.00	105.00	105.00	105.00	7:00 - 5:00	215.00	244.00	215.00	244.00	5:00 - 12:00	215.00	244.00	244.00
Trico Centre	1-Sep-18	108.00	120.00	108.00	120.00	7:00 - 5:00	221.00	260.00	221.00	260.00	5:00 - 12:00	221.00	260.00	260.00
Triwood	1-Sep-17	130.00	130.00	130.00	130.00	7:00 - 5:00	190.00	230.00	190.00	230.00	5:00 - 12:00	190.00	230.00	230.00
VIVO	1-Sep-18	104.00	104.00	104.00	104.00	7:00 - 4:00	210.00	246.00	210.00	246.00	4:00 - 12:00	210.00	246.00	246.00
West Hillhurst	Current	90.00	115.00	90.00	115.00	6:00 - 4:00	190.00	245.00	190.00	245.00	4:00 - 12:00	190.00	245.00	245.00
Westside	1-Sep-18	133.00	133.00	133.00	133.00	6:00 - 4:00	265.00	265.00	265.00	265.00	4:00 - 12:00	265.00	265.00	265.00
Winsport	Current	110.00	143.00	110.00	143.00	7:00 - 4:00	230.00	288.00	230.00	288.00	4:00 - 12:00	230.00	288.00	288.00
<b>Average Rates</b>		<b>104.76</b>	<b>119.36</b>	<b>102.76</b>	<b>119.17</b>		<b>209.01</b>	<b>248.24</b>	<b>209.01</b>	<b>248.24</b>		<b>201.99</b>	<b>248.93</b>	<b>248.93</b>

<b>Variance to Average</b>	7.71	7.41	5.71	7.22	0.59	0.66	7.61	0.08
----------------------------	------	------	------	------	------	------	------	------

<b>Processed Rates</b>								
Youth Non Prime	97.05	98.02	98.99	99.96	100.93	101.90	105.92	106.96
Adult Non Prime	111.95	113.07	114.19	115.31	116.43	117.55	121.04	123.38
Youth Prime	209.60	211.70	213.79	215.89	217.98	220.08	226.62	231.00
Adult Prime	248.90	251.39	253.88	256.37	258.86	261.35	269.11	274.31

0% non prime rate  
 3% prime rate  
 vs

**ECTAS Budget September 1st - August 31st**

**2018 - 2019**

**Final Draft ( June 5, 2018 )**

	Budget 2017/18	Estimated 2018 Year End	Budget 2018/19	% Increase	Variance
<b>REVENUE</b>					
Ice Rentals	926,222.00	916,009.82	928,000.00	0.19%	1,778.00
Office Rental	14,400.00	14,400.00	14,400.00	0.00%	-
Food Services	2,900.00	1,700.00	1,700.00	270.59%	(4,600.00)
Casino Net	-	-	60,785.00		60,785.00
Grants	100,000.00	117,479.25	125,401.50	20.26%	25,401.50
Advertising	13,000.00	11,000.00	11,000.00	-18.18%	(2,000.00)
Other revenue	7,500.00	7,500.00	7,500.00	0.00%	-
<b>Total Revenue</b>	<b>1,064,022.00</b>	<b>1,068,089.07</b>	<b>1,145,386.50</b>	<b>7.10%</b>	<b>81,364.50</b>
<b>EXPENSES</b>					
Building Operations	595,750.00	534,000.00	550,900.00	-8.14%	(44,850.00)
Building Maintenance	165,000.00	175,000.00	162,400.00	-1.60%	(2,600.00)
Administration	194,124.94	194,325.00	203,800.00	4.75%	9,675.06
ECTAS Subsidy Learn To Skate	14,000.00	14,350.00	14,500.00	3.45%	500.00
<b>Total Expenses</b>	<b>968,874.94</b>	<b>917,675.00</b>	<b>931,600.00</b>	<b>-4.00%</b>	<b>(37,274.94)</b>
Gain ( Loss ) before Amortization	95,147.06	150,414.07	213,786.50	55.49%	118,639.44
Amortization	90,000.00	90,000.00	90,000.00	0.00%	-
<b>Gain ( Loss )</b>	<b>5,147.06</b>	<b>60,414.07</b>	<b>123,786.50</b>	<b>95.84%</b>	<b>118,639.44</b>

*2018/19*

*152586*

Budget 2018 - 2019

	Budget 2017/18	Estimated 2018 Year End	Budget 2018/19	Variance
<b>ICE RENTAL</b>				
Blackfoot	95,375.25	96,662.49	96,000.00	0.65%
Hourly	167,152.50	160,986.80	165,000.00	-1.30%
Saints / Youth / GDI / Evolution	132,739.00	140,810.00	137,000.00	3.11%
Girls Hockey	147,487.50	140,810.27	145,000.00	-1.72%
Summer Contract	132,738.75	134,419.69	135,000.00	1.68%
Winter Contract	250,729.00	242,320.57	250,000.00	-0.29%
<b>Total Ice</b>	<b>926,222.00</b>	<b>916,009.82</b>	<b>928,000.00</b>	<b>0.19%</b>
<b>OFFICE RENTAL</b>				
Girls Hockey Office / Storage	8,400.00	8,400.00	8,400.00	0.00%
OTB Athletics / Concession	6,000.00	6,000.00	6,000.00	0.00%
<b>Total</b>	<b>14,400.00</b>	<b>14,400.00</b>	<b>14,400.00</b>	<b>0.00%</b>
<b>FOOD SERVICES</b>				
Revenue				
Liquor / Beer	65,000.00	70,000.00	65,000.00	0.00%
Food	150,000.00	140,000.00	150,000.00	0.00%
<b>Total</b>	<b>215,000.00</b>	<b>210,000.00</b>	<b>215,000.00</b>	<b>0.00%</b>
Expenses				
Liquor / Beer	22,000.00	23,000.00	24,000.00	8.33%
Food	80,000.00	79,000.00	80,000.00	0.00%
<b>Total</b>	<b>102,000.00</b>	<b>102,000.00</b>	<b>104,000.00</b>	<b>1.92%</b>
Food & Beverage ( Net )	113,000.00	108,000.00	111,000.00	-1.80%
Expenses				
Wages	99,800.00	96,000.00	102,000.00	2.16%
CPP & EI	6,000.00	6,000.00	6,200.00	3.23%
Group Insurance	3,200.00	3,300.00	3,400.00	5.88%
WCB	1,100.00	1,000.00	1,100.00	0.00%
<b>Total Other Expenses</b>	<b>110,100.00</b>	<b>106,300.00</b>	<b>112,700.00</b>	<b>2.31%</b>
<b>Net Food Services</b>	<b>2,900.00</b>	<b>1,700.00</b>	<b>(1,700.00)</b>	<b>270.59%</b>
				<b>(4,600.00)</b>



Budget 2018 - 2019

	Budget 2017/18	Estimated 2018 Year End	Budget 2018/19	Variance
<b>CASINO</b>				
Income	-	-	63,000.00	63,000.00
Expenses	-	-	2,215.00	2,215.00
<b>Net Casino</b>			<b>60,785.00</b>	<b>60,785.00</b>
<b>GRANTS</b>				
Amateur Sport Grant			62,700.75	
CFEP	50,000.00		62,700.75	
CIIF	-		-	
City of Calgary CCG	50,000.00	117,479.25		
	<b>100,000.00</b>	<b>117,479.25</b>	<b>125,401.50</b>	<b>20.26%</b>
<b>ADVERTISING</b>				
Ad Boards	7,000.00	5,000.00	5,000.00	(2,000.00)
Evolution	3,000.00	3,000.00	3,000.00	-
GDI	3,000.00	3,000.00	3,000.00	-
	<b>13,000.00</b>	<b>11,000.00</b>	<b>11,000.00</b>	<b>(2,000.00)</b>
<b>OTHER REVENUE</b>				
ATM	1,000.00	1,000.00	1,000.00	-
Interest	2,500.00	2,500.00	2,500.00	-
Misc	4,000.00	4,000.00	4,000.00	-
Total Other Revenue	<b>7,500.00</b>	<b>7,500.00</b>	<b>7,500.00</b>	<b>-</b>
<b>ECTAS LEARN TO SKATE</b>				
39 Players x 329.28	14,000.00	14,350.00	14,500.00	500.00
<b>Total</b>	<b>14,000.00</b>	<b>14,350.00</b>	<b>14,500.00</b>	<b>500.00</b>

Budget 2018 - 2019

	Budget 2017/18	Estimated 2018 Year End	Budget 2018/19	Variance
<b>OPERATIONS</b>				
Advertising	1,500.00	1,500.00	1,500.00	0.00%
Insurance Building	25,000.00	23,000.00	25,000.00	0.00%
Cleaning Supplies	18,000.00	18,000.00	18,000.00	0.00%
Telephones	5,000.00	5,000.00	5,000.00	0.00%
Utilities - Gas	65,000.00	60,000.00	62,000.00	-4.84%
Utilities - carbon Tax	16,500.00	12,000.00	14,000.00	-17.86%
Utilities - Lights / Water	200,000.00	150,000.00	160,000.00	-25.00%
Wages	235,750.00	235,000.00	235,000.00	-0.32%
CPP & EI	17,000.00	17,000.00	17,500.00	2.86%
Group Insurance	8,500.00	8,500.00	8,700.00	2.30%
WCB	2,000.00	2,500.00	2,700.00	25.93%
Miscellaneous	1,500.00	1,500.00	1,500.00	0.00%
<b>Total</b>	<b>595,750.00</b>	<b>534,000.00</b>	<b>550,900.00</b>	<b>-8.14%</b>
<b>BUILDING MAINTENANCE</b>				
Advance Refrigeration ( HVAC )	17,000.00	17,000.00	17,000.00	0.00%
Big Hill Services ( Arena Supplies )	5,700.00	5,700.00	2,500.00	-128.00%
BTM Electric	4,600.00	4,600.00	4,500.00	-2.22%
Cimco Refrigeration ( Ice Plant )	20,000.00	20,000.00	20,000.00	0.00%
GFI Enterprises ( Grounds Arena )	20,000.00	30,000.00	25,000.00	20.00%
Guardian Chemicals ( Ice Plant )	7,000.00	7,000.00	7,000.00	0.00%
Industrial Machine ( Zamboni )	26,000.00	26,000.00	26,000.00	0.00%
Miscellaneous	7,000.00	7,000.00	7,000.00	0.00%
On The Spot Renos	4,500.00	4,500.00	4,500.00	0.00%
Quest Construction	12,500.00	12,500.00	12,500.00	0.00%
Scandia Mechanical ( Plumbing )	7,000.00	7,000.00	7,000.00	0.00%
Sherwin Williams Paints	2,500.00	2,500.00	2,500.00	0.00%
Superior Propane	9,000.00	9,000.00	9,200.00	2.17%
This & That Sharpening ( Blades )	3,000.00	3,000.00	3,200.00	6.25%
Waste Connections ( Garbage Remova	8,000.00	8,000.00	8,000.00	0.00%
White Ice ( Arena Supplies )	7,200.00	7,200.00	2,500.00	-188.00%
Zep Manufacturing ( Cleaning Equip. )	4,000.00	4,000.00	4,000.00	0.00%
<b>Total</b>	<b>165,000.00</b>	<b>175,000.00</b>	<b>162,400.00</b>	<b>-1.60%</b>

Estimated 2018

Budget 2018 - 2019

	Budget 2017/18	Year End	Budget 2018/19		
<b>ADMINISTRATION</b>					
Bank Charges	16,150.00	18,000.00	18,000.00	10.28%	1,850.00
Office	4,500.00	3,000.00	4,500.00	0.00%	-
Professional Fees	9,100.00	9,125.00	9,300.00	2.15%	200.00
Service Main	2,500.00	2,000.00	2,500.00	0.00%	-
Wages	138,324.94	139,500.00	117,000.00	-18.23%	(21,324.94)
Group Insurance	7,200.00	6,500.00	7,000.00	-2.86%	(200.00)
CPP & EI	6,500.00	6,000.00	6,000.00	-8.33%	(500.00)
Courier	2,500.00	3,000.00	32,000.00	92.19%	29,500.00
W.C.B.	1,500.00	1,200.00	1,500.00	0.00%	-
GST 20%	5,850.00	6,000.00	6,000.00	2.50%	150.00
<b>Total</b>	<b>194,124.94</b>	<b>194,325.00</b>	<b>203,800.00</b>	<b>4.75%</b>	<b>9,675.06</b>

	Budget 2017/18	Estimated 2018 Year End	Budget 2018/19	Variance
<b>TOTAL WAGES</b>				
Wages Food Services	99,800.00	96,000.00	102,000.00	2.16%
Wages Operations	235,750.00	235,000.00	242,330.00	2.72%
Wages Administration	138,324.94	139,500.00	117,000.00	-18.23%
<b>Total</b>	<b>473,874.94</b>	<b>470,500.00</b>	<b>461,330.00</b>	<b>-2.72%</b>

	Budget 2017/18	Estimated 2018 Year End	Budget 2018/19	Variance
<b>WAGES BREAKDOWN</b>				
Wages Administration				
Jim Kelly ( 9 months pay )	64,024.94	63,000.00		
Jeremy Congo	61,500.00	61,500.00	72,000.00	
Carol Christoffersen	12,800.00	15,000.00	45,000.00	
<b>Total</b>	<b>138,324.94</b>	<b>139,500.00</b>	<b>117,000.00</b>	<b>(21,324.94)</b>

	Budget 2017/18	Estimated 2018 Year End	Budget 2018/19	Variance

Budget 2018 - 2019

**Wages Operations**

Full Time	57,165.00	57,165.00	58,880.00	
Ross Harris	42,230.00	41,480.00	43,250.00	
John Francis	36,874.00	36,874.00	38,250.00	
Darren Genovese	42,230.00	42,230.00	43,250.00	
Vern Laverly	<b>178,499.00</b>	<b>177,749.00</b>	<b>183,630.00</b>	<b>5,131.00</b>
Part Time				
Brad McQueen	13,450.00	13,450.00	13,850.00	
Jason Rouseau	13,450.00	13,450.00	13,850.00	
Jesse & Jayden Francis	9,918.00	9,918.00	10,200.00	
Shaun Gravelle	10,545.00	10,545.00	10,800.00	
Josh Rouseau	9,888.00	9,888.00	10,000.00	
	<b>57,251.00</b>	<b>57,251.00</b>	<b>58,700.00</b>	<b>1,449.00</b>

**Wages Food Services**

New Kitchen Manager				
Char Knowler	28,325.00	26,525.00	41,000.00	
Dylan Hardy	15,340.00	15,340.00	29,500.00	
Stephanie Landon			15,000.00	
Lindsay Hardy			12,000.00	
Tamara Dover	40,200.00	38,200.00	4,500.00	
Syliva Braun	7,695.00	7,695.00		
Chrystal Bhaye	8,240.00	8,240.00		
	<b>99,800.00</b>	<b>96,000.00</b>	<b>102,000.00</b>	<b>2,200.00</b>
<b>Total Wages</b>	<b>473,874.94</b>	<b>470,500.00</b>	<b>461,330.00</b>	<b>(12,544.94)</b>